

MotorGuide® REPAIR PARTS

Model: ENERGY
EFR52V

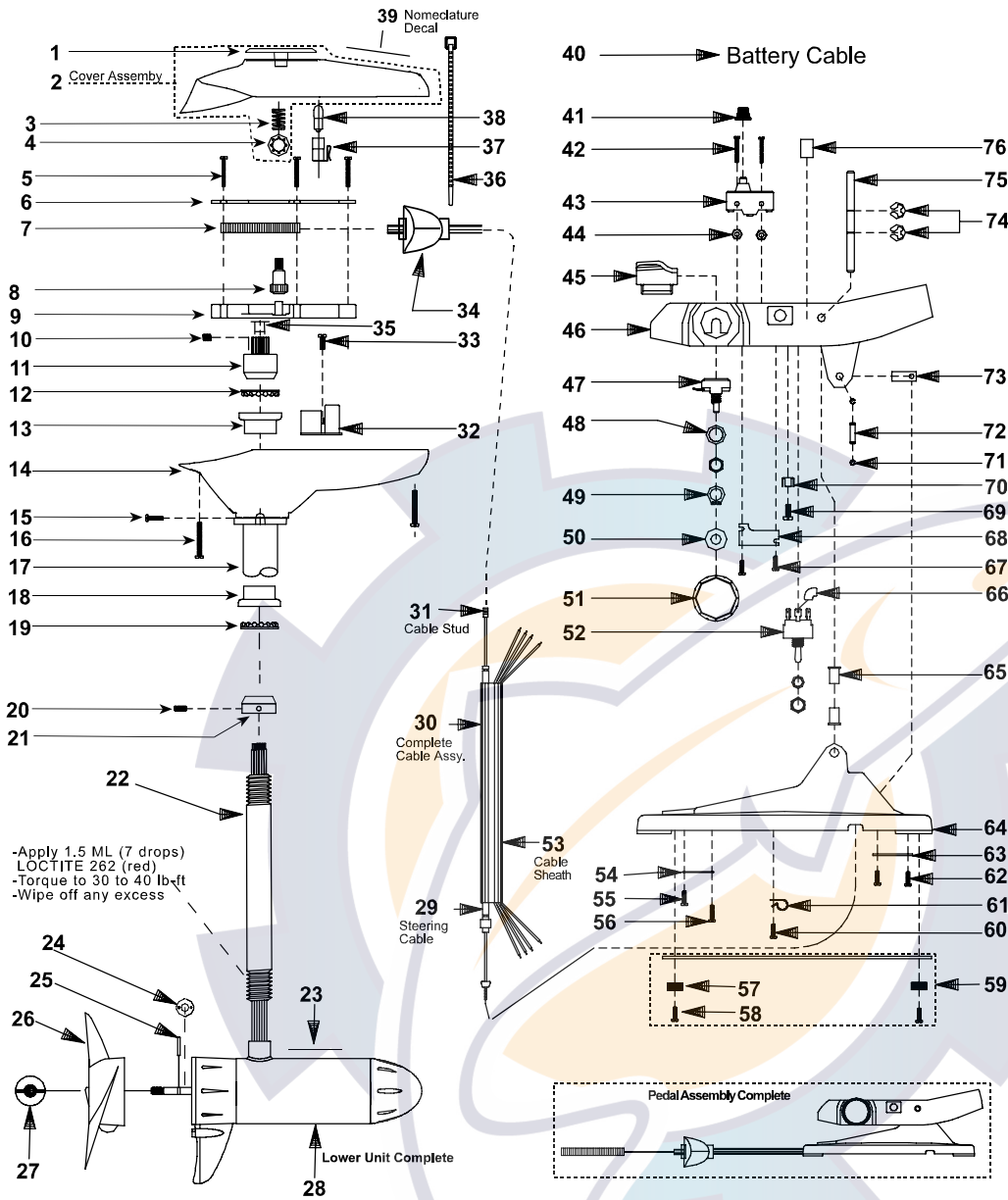
SPECIFICATIONS:

Year of Intro 2000
 Thrust 52 LBS
 Volts 12VDC
 Amp Draw 0 to 48 amps
 Mount 15 Bow
 Speeds Variable

PARTS ORDERING & TECH ASSISTANCE

MotorGuide Consumer Relations
 Phone 918-831-6989
 Fax 800-982-8093

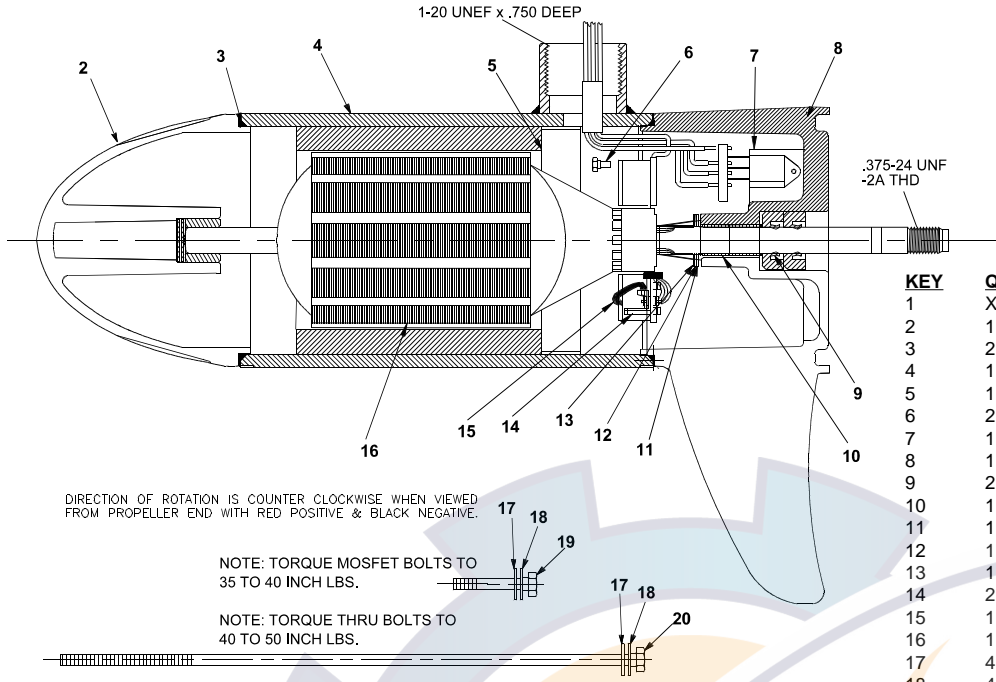
Returned Goods must be accompanied with a Returned Goods Authorization. Contact MotorGuide Consumer Relations to obtain RGA.



KEY	DESCRIPTION	PART #	KEY	DESCRIPTION	PART #	KEY	DESCRIPTION	PART #
1	RED INDICATOR	AF078-08	28	MOTOR	CF397-18	53	69" ELECTRIC CABLE JACKET	MM9006-03
2	T/H COVER COMPLETE BLACK	EF053-17	29	63" CONTROL CABLE STUD ASY	9377		63" ELECTRIC CABLE JACKET	MM9006-02
3	COMPRESSION SPRING	AF014-01	30	63" CONTROL CABLE ASY	AP327-16	54	CABLE PLATE	KP123-01
4	TINNERMAN CLIP	AF046-01	31	69" CONTROL CABLE STUD ASY	9767	55	#6 SELF TAP SCREW	EK135-01
5	#6 RACK GUIDE SCREW	XF133-01	32	CIRCUIT BOARD	AF157-04	56	6 X 1/2 SCREW	AF135-01
6	RACK GUIDE COVER	AF127-01	33	#4 X 5/16 SS	XT141-01	57	FOOT PEDAL PAD	KP023-01
7	RACK	AP125-01	34	GROMMET		58	6 X 1/2 SCREW	AF135-01
8	INDICATOR GEAR	AF069-01	35	PINION NUT BUSHING	AF021-01	59	WEIGHT PLATE ASY	LP3123-01
9	RACK GUIDE	AF126-01	36	CABLE TIE	AF030-01	60	6 X 1/2 SCREW	AF135-01
10	1/4 NUT SET SCREW	AF142-01	37	LAMP HOLDER	AF394-01	61	CABLE CLAMP	KP036-01
11	PM PINION NUT	AF398-01	38	LAMP	AF093-01	62	SCREW	IR133-01
12	BEARING	FM005-01	39	NOMENCLATURE	CF056-17	63	BATTERY CLAMP	KP036-02
13	BEARING CUP	AF007-01	40	BATTERY CABLE ASY	XP327-03	64	FOOT PEDAL BASE	LP003-01
14	T/H BASE BLACK	EF004-15	41	MICRO SWITCH BOOT	KP157-01	65	SHAFT BUSHING	KP021-01
15	RIVET	LF111-03	42	#6 32 X 1 1/2 SCREW	LP135-01	66	INSULATING SLEEVE	AT080-01
16	#8 X 5/8 SCREW	AT141-01	43	MICRO SWITCH	AP151-01	67	6 X 1/2 SCREW	AF135-01
17	42/50" OUTER TUBE	AF165-06	44	6 - 32 NUT S.S	SP098-02	68	RETAINER PLATE	LP123-03
18	BEARING CUP	FM007-01	45	MICRO BUTTON	LP026-01	69	#10X1/2 SCREW	RT133-03
19	BEARING	FM005-01	46	FOOT PEDAL	LP101-03	70	ON SERT PAL NUT	TT098-03
20	CONE SET SCREW	AF143-01	47	POTENTIOMETER	AP168-02	71	E RING	FP046-01
21	BEARING CONE	XF006-01	48	LOCK WASHER 3/8	KP171-01	72	CABLE PIVOT PIN	AP105-01
22	42" .105 SS F/O COLUMN	AF049-09	49	GRIP RING	LP046-01	73	CABLE PIVOT	LP091-01
23	LOWER UNIT DECAL	ET060-07	50	NYLON WASHER	AK171-02	74	.312 E RING	BK046-02
24	MONOFILAMENT WASHER	AR175-01	51	SPEED KNOB	LP082-08	75	FOOT PEDAL ROCKER PIN	LP102-01
25	PROP DRIVE PIN	BR102-01	52	TOGGLE SWITCH 3 POSITIONS	PM3153-04	76	DECAL	LP057-09
26	PROP	AF124-12						
27	PROP NUT	AR099-01						

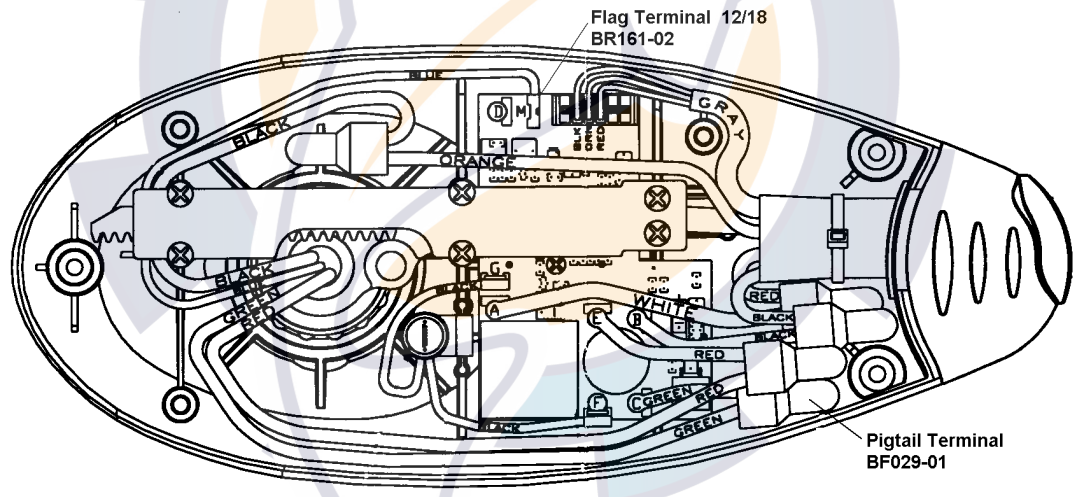
LOWER UNIT BREAKDOWN

Model:
EFR52V



KEY	QTY	DESCRIPTION	PART NO.
1	X	MOTOR	CF397-18
2	1	NOSE CAP	XF3212-01
3	2	O RING SEAL	MR217-01
4	1	HOUSING ASY	JF3210-01
5	1	RETAINER	JF233-01
6	2	BRUSH CARD SCREW	MR228-01
7	1	DURA AMP MODULE	JF096-10
8	1	COMM CAP	TF3205-02
9	2	SHAFT SEAL	MR223-01
10	1	BEARING	MR206-01
11	1	NYLATRON WASHER	MR226-01
12	1	WASHER	MR227-01
13	1	E RING	MR219-02
14	2	BRUSH SPRINGS	MR214-02
15	1	BRUSH ASY LESS SPRING	XF3201-02
16	1	ARMATURE	CF3207-02
17	4	STATIC SEAL	MR222-01
18	4	THRU BOLT WASHER	MR216-01
19	2	DURA AMP SCREW	MR229-04
20	2	THRU BOLT	MR218-02

WIRING



**⚠ SUBJECT TO DAMAGE BY STATIC ELECTRICITY
ASSEMBLE AT STATIC FREE WORK STATION!**

